


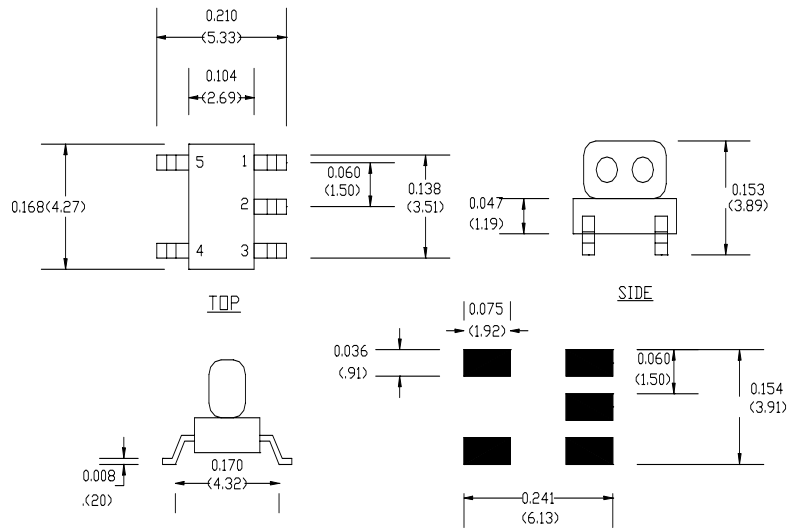
# M/A-COM E-Series RF 1.5:1 Transformer 5 - 350 MHz

## Features

- Surface Mount
- 1.5:1 Impedance Ratio
- CT on Primary.
- Available on Tape and Reel



## SM-138 Package

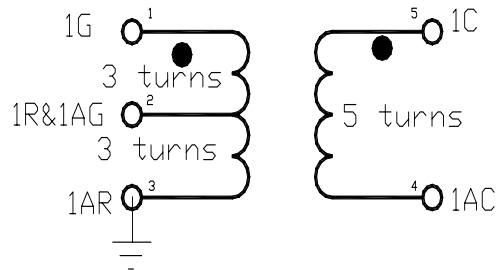


SUGGEST SOLDER FOOTPRINT

## Description

M/A-COM's MABAES0025 is a 1.5:1 RF transformer in a low cost, surface mount package. Ideally suited for high volume cellular wireless applications. Typical applications include single to balanced mode conversion and impedance matching.

## Schematic



## Electrical Specifications @25°C

Parameter	Units	Typical	Minimum	Maximum
Frequency Range	5-350	—	—	—
Insertion Loss				
5 - 200 MHz	dB	0.7	—	1.0
200-350 MHz	dB	1.4	—	2.0
Amplitude Imbalance				
5-200 MHz	dB	0.2	—	0.5
200-350 MHz	dB	0.4	—	1.0
Phase Imbalance				
5 - 200 MHz	°	1.0°	—	2.0°
200-350 MHz	°	2.0°	—	3.0°

Specifications subject to change without notice.

S 1617 A

V1.0

- North America: Tel. (800) 366-2266, Fax (800) 618-8883
- Asia/Pacific: Tel.+81-44-844-8296, Fax +81-44-844-8298
- Europe: Tel. +44 (1344) 869 595, Fax+44 (1344) 300 020

### Absolute Maximum Ratings

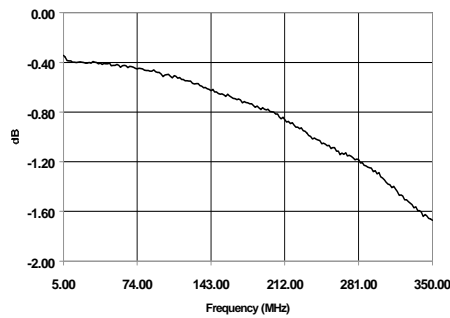
Parameter	Absolute Maximum
RF Power	250 mW
DC Current	200 mA
Operating Temperature	-20°C to +85°C
Storage Temperature	-20°C to +85°C

### Functional Configuration

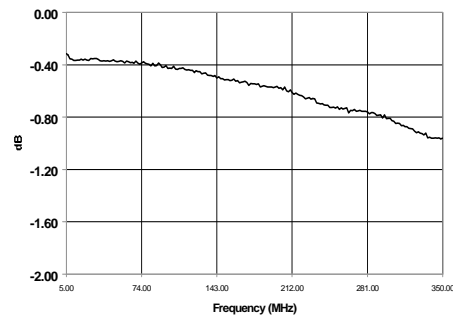
Function	Pin No.
Primary Dot	1
Primary CT	2
Primary	3
Secondary	4
Secondary Dot	5
Secondary CT	—
Case Ground	—
Not Connected	—

### Typical Performance @ +25°C

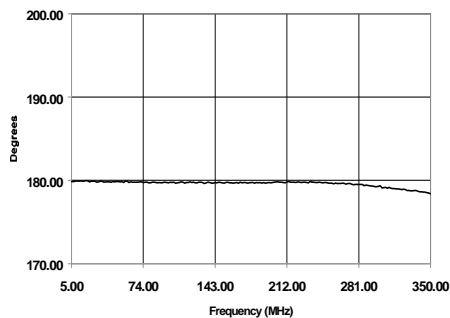
Primary to Secondary Dot Insertion Loss



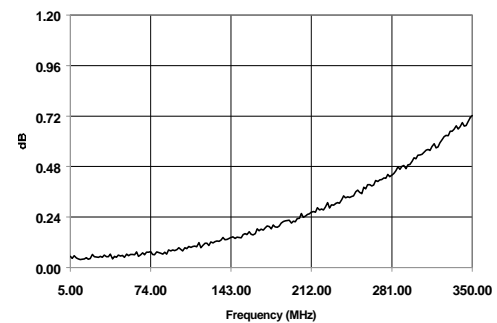
Primary to Secondary Insertion Loss



Phase Imbalance



Amplitude Imbalance



Specifications subject to change without notice.

S 1617 A

V1.0

■ North America: Tel. (800) 366-2266, Fax (800) 618-8883  
 ■ Asia/Pacific: Tel.+81-44-844-8296, Fax +81-44-844-8298  
 ■ Europe: Tel. +44 (1344) 869 595, Fax+44 (1344) 300 020

Visit [www.macom.com](http://www.macom.com) for additional data sheets and product information.

tyco / Electronics

M/A-COM